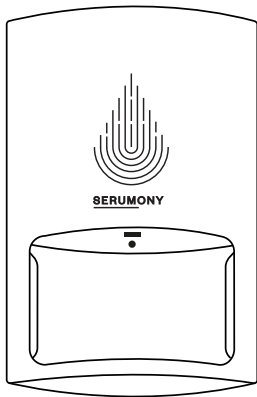


# SERUMONY™



**USER GUIDE**



SERUMONY™

# TABLE OF CONTENTS

|     |  |    |
|-----|--|----|
| 1.  | INCLUDED WITH YOUR SERUMONY DISPENSER                                    | 5  |
| 2.  | IMPORTANT SAFETY INFORMATION   | 6  |
| 3.  | TECHNICAL FEATURES   | 8  |
| 4.  | PLACEMENT  | 9  |
| 5.  | LIGHT INDICATOR IN SERUMONY LOGO   | 9  |
| 6.  | QUICK GUIDE  | 10 |
| 7.  | CHARGING   | 12 |
| 8.  | INSTALLING A REFILL  | 14 |
| 9.  | IMPORTANT SAFETY INSTRUCTIONS BEFORE USING<br>THE DEVICE                 | 18 |
| 10. | OPERATIONAL SAFETY   | 20 |
| 11. | LIMITATIONS OF USE   | 21 |
| 12. | PROTECTIVE MEASURES AND ACTIONS IN THE EVENT OF<br>FAILURE AND ACCIDENTS | 22 |
| 13. | IMPORTANT!   | 26 |
| 14. | CLEANING, MAINTENANCE AND SERVICE  | 28 |
| 15. | WARRANTY INFORMATION   | 29 |
| 16. | COPYRIGHTS AND TRADEMARKS  | 32 |
| 17. | DECLARATION OF COMPLIANCE  | 33 |

## Thank you for choosing SERUMONY!

You have made a great choice for the environment and for the people using the SERUMONY hand sanitizer solution.

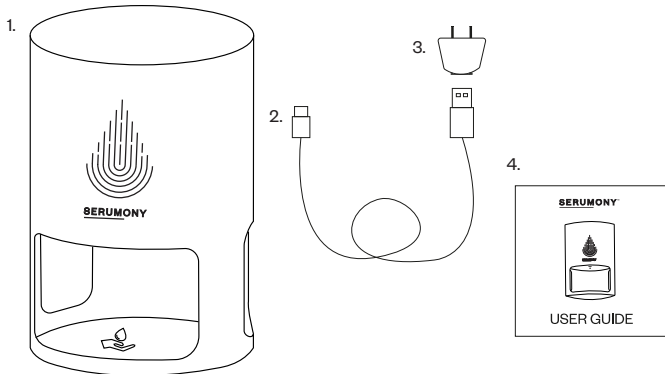
SERUMONY is Allergy Certified and made in Denmark with love for the environment.

We look forward to a lifelong cooperation offering great hygiene solutions to you!



# INCLUDED WITH YOUR SERUMONY DISPENSER

1. Dispenser
2. USB-C charging cable
3. Adapter
4. User Guide



# IMPORTANT SAFETY INFORMATION

*NOTE: READ THE FOLLOWING INSTRUCTIONS CAREFULLY BEFORE USING THE DEVICE*

Before using your SERUMONY Hand Sanitizer Dispenser it is important that you read the compliance information in the legal notice guidelines for safe use of your device that are found in this guide.

Visit [www.serumony.com](http://www.serumony.com) for a user guide and the latest information about your product.

Please read the legal notice below carefully as the notice contains limitations and exclusions of the liability of SERUMONY and its partners and subsidiaries. This user guide covers the use of the SERUMONY Hand Sanitizer Dispenser.

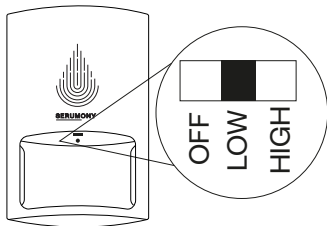
This hand sanitizer dispenser can, under certain circumstances, be used with dangerous materials and can be subject to wrongful use of the equipment. It is beyond this user guide to include all potential risks that can be related to the use of the product. It is the responsibility of the user to consult and establish adequate safety measures and health practices and determine the use and legal limitations before using the Hand Sanitizer Dispenser.

This risk assessment of the SERUMONY Hand Sanitizer Dispenser (hereinafter referred to as the “device”) is made in accordance with the rules dictated by Directive 2006/42/EF on Machinery and based on documentation for compliance with the RoHS Directive (2015/863/EU) and EMC (2014/30/EU).

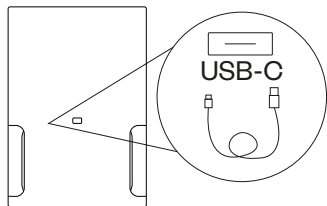
**PLEASE MAKE SURE TO STUDY ADDITIONAL SAFETY AND LEGAL INSTRUCTIONS IN THE BACK OF THIS USER GUIDE!**

## TECHNICAL FEATURES

- Off
- Low dosage
- High dosage



- USB-C Charging port



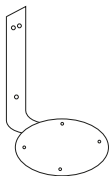
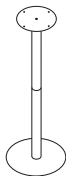
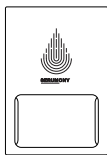
Your SERUMONY dispenser has a built in rechargeable battery pack (3.400 mAh) comes pre-charged and works straight out of the box.



# PLACEMENT

The dispenser can be placed on any plane surface.

If you purchased a SERUMONY Floor Stand or SERUMONY Wall Mount accessory, please refer to installation guide supplied with the accessory.



# LIGHT INDICATOR IN SERUMONY LOGO

Flashes green

Lights white

Lights blue

Lights red

Flashing red with fixed interval

Flashes green

The dispenser is turned on

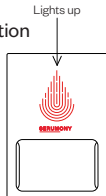
Dispensing - During normal operation

Refill is nearly empty

Battery level is low

Battery level is critically low

Change Refill

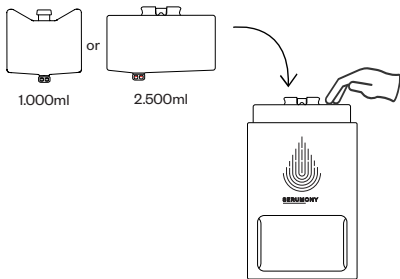


## QUICK GUIDE:

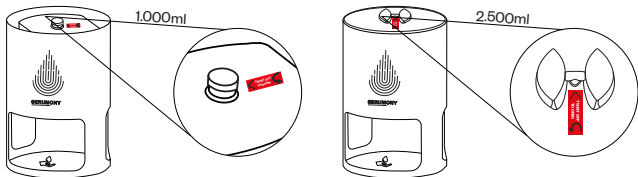
1. Remove top lid of the SERUMONY Hand Sanitizer Dispenser.



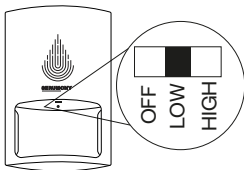
2. Insert SERUMONY Hand Sanitizer Refill.



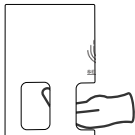
3. Open ventilation valve by removing the plastic cap labeled "TWIST OFF".



4. Turn on the dispenser at preferred dosage (high or low).



5. Insert hand in the dispensing area to get a dosage.



## CHARGING

The SERUMONY device is delivered pre-charged. However, we recommend charging the device fully before use.

Charge your SERUMONY Hand Sanitizer Dispenser when the light indicator starts flashing in a RED color.

When the light indicator starts flashing regularly in a RED color pattern the battery level is critically low and the device will stop functioning soon.

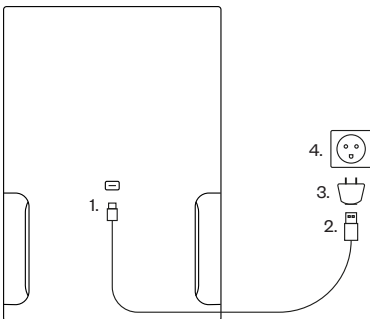
The SERUMONY dispenser lights red at the charging port when charging. When finished charging, the red light switches off.

*NOTE: Your SERUMONY Hand Sanitizer Dispenser can be used while charging.*

*NOTE: Use only a charging device authorized by SERUMONY.*

## Charging guide:

1. Insert the USB-C charging cable in the SERUMONY Hand Sanitizer Dispenser.
2. Insert the other end of the charging cable in the Power Adapter.
3. Insert Power Adapter in wall socket (100-240VDC).
4. Turn on wall socket power.



Your SERUMONY Hand Sanitizer Dispenser is powered by a standard Li-Ion 3.200 mAh rechargeable battery.

The adapter power input is rated at 100-240VDC 50/60hz 300mA.

The adapter and USB-C charging cable output is maximum 5V- 1A.

## INSTALLING A REFILL

*NOTE: The SERUMONY Hand Sanitizer Refill contains active ingredients (PT1) Ethanol, Isopropyl Alcohol.*

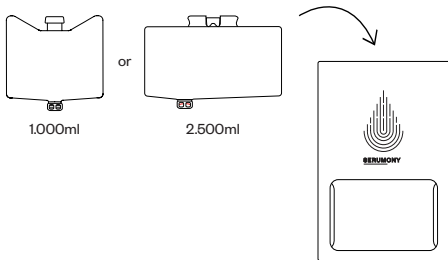
*NOTE: The SERUMONY Hand Sanitizer Refill contains biocides. Biocides must always be used in a correct and responsible manner. Always refer to the warnings and user instructions labeled on the SERUMONY Hand Sanitizer Refill before use!*

### Installation of the SERUMONY refill:

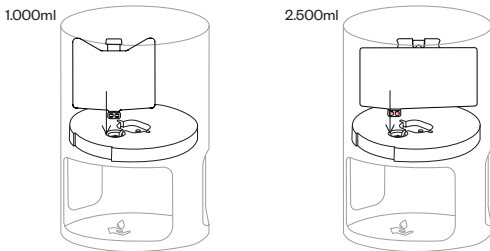
1. Remove top lid of the SERUMONY Hand Sanitizer Dispenser.



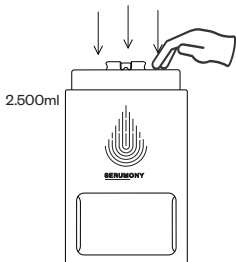
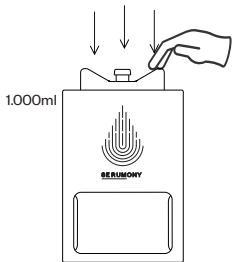
2. Insert SERUMONY Hand Sanitizer Refill into the dispenser.



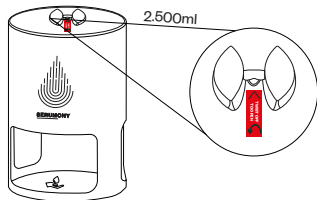
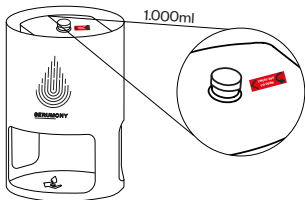
3. Make sure the nozzle of the SERUMONY refill is inserted into the nozzle inside the dispenser.



4. Apply a gentle push on top of the SERUMONY Refill to make sure it is properly inserted.



5. Open ventilation valve by removing the plastic cap labeled "TWIST OFF".

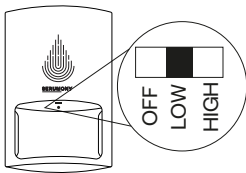




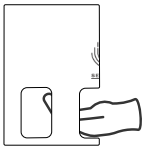
6. Put lid back on the dispenser.



7. Turn on the dispenser at preferred dosage (high or low).



8. Insert hand in the dispensing area to start using.



# IMPORTANT SAFETY INSTRUCTIONS BEFORE USING THE DEVICE

- △ Every user should read and understand these operating instructions before using the device.
- △ Follow general instructions for risk prevention and safety instruction recommended by the state in the local area.
- △ Adhere to all specifications and recommendations provided by the manufacturer.
- △ Only use the dispenser for dispensing liquids supplied by the manufacturer, taking into account the defined restrictions of use and operation restrictions.
- △ Use only original refills from the manufacturer.
- △ Use only original spare parts and accessories from the manufacturer. It is not permitted to modify or repair the dispenser, other than what is stated in the instructions for use and recommendations for care. Therefore, when the need for service and support arise, have the service performed by SERUMONY or an authorized dealer.
- △ If in doubt, contact the manufacturer or supplier for proper use.
- △ Always use the product in such a way that neither the user nor any other person is threatened or exposed to danger by the use.
- △ Wipe the product with a dry or wrung out cloth.
- △ When inserting a refill, it is important that it is properly inserted into the dispenser.
- △ Therefore use only refills provided by SERUMONY. SERUMONY is not responsible for damage, injury or poor performance caused by the use of other refills.
- △ Never lift the dispenser if it is mounted on a floor stand. Grasp the floor stand and lift.
- △ Do not use force when handling the dispenser.
- △ Always check the dispenser for visual damage before use.

- △ If there is a sign of a potential malfunction (i.e. leakage, incorrect dosing amounts or other error) stop using the dispenser immediately. See section for “troubleshooting” in this manual and contact the manufacturer or supplier if necessary.
- △ The dispenser is designed for dosing liquids in an environment of temperatures from 5 degrees Celsius (41 degrees Fahrenheit) to 40 degrees Celsius (104 degrees Fahrenheit).
- △ The dispenser is not intended for use by persons (or children) with reduced physical, sensory or mental abilities or lack of experience and knowledge unless they have been properly supervised or instructed to use the dispenser by a person responsible for their safety.  
Children must not use the dispenser without the supervision of an adult responsible for its safety.
- △ Cleaning and maintenance must not be performed by children or an adult who is not qualified to handle the dispenser.
- △ The dispenser must be disconnected from the power supply when the battery is fully charged.
- △ The dispenser does not tolerate water or other sources of moisture that can damage the electronic components. Exposing the device to such circumstances can damage the dispenser and may compromise the safety of its users.
- △ The dispenser is intended for indoor use only.
- △ Do not expose the dispenser to fire or to high temperatures above 130 degrees Celsius.
- △ Do not use the dispenser near explosive fumes, explosive dust, or other explosive chemicals.
- △ Do not place the dispenser on an unstable surface as this increases the risk of personal injury and property damage.
- △ Always keep the refill (filler/consumable) in a vertical position.

## OPERATIONAL SAFETY

The dispenser uses refills that contain an alcohol based disinfectant. Therefore, always take the necessary precautions of handling such disinfectants. When changing the refill, apply common sense and take the right measures to avoid the liquid from coming into contact with eyes, mouth and other sensitive areas of the body. Use eye wash immediately in case of eye contact. If irritation persists, seek medical advice. Keep the dispenser away from sources of fire and extreme heat as the filling liquid is flammable.

In connection with the use of the dispenser, the user can come into contact with edges and corners. The machine is designed so that a person's hand must be inserted into the center of the machine to activate the sensor before the machine performs its function. It has been assessed that these edges and corners are of a nature which does not pose a risk of users being injured as long as the device is used as intended and described by this user guide.

The machine is designed so that any kind of electricity is shielded and out of reach of the user, thus all connection between user and electricity is prevented. The system has a maximum voltage of 5V and is recharged by a CE-approved power adapter and cable (supplied with the unit).

## LIMITATIONS OF USE

The disinfectant liquid may form sediments that can make it difficult for the valve to move or cause jamming of the valve. If the valve becomes difficult to move, the dispenser must be cleaned or possibly repaired. Therefore, use only the refill and liquid recommended by SERUMONY for the dispenser. Use only the original charger and cable (CE Certified) to recharge the device.

- If the dispenser is to be stored for a long time without use, the power must be turned off. Long time storage may cause the battery to stop functioning. Please note, that defects as a result of discharged battery caused by long time storage is not covered by warranty.
- It is important that the filling liquid is mounted with the correct polarity.
- Do not store the dispenser in temperatures below 5 degrees Celsius (41 degrees Fahrenheit) or above 40 degrees Celsius (104 degrees Fahrenheit).
- Do not use the dispenser at temperatures below 5 degrees Celsius (41 degrees Fahrenheit) or above 40 degrees Celsius (104 degrees Fahrenheit).
- Make sure the dispenser is not used near sources of heat (i.e. electrical radiators, heaters, stoves, open flame, etc.).
- Do not store the Serumony Refills below 5 degrees Celsius (41 degrees Fahrenheit) or above 40 degrees Celsius (104 degrees Fahrenheit).

# PROTECTIVE MEASURES AND ACTIONS IN THE EVENT OF FAILURE AND ACCIDENTS

This risk assessment of the SEREMONY Hand Sanitizer Dispenser (hereinafter referred to as the “device”) is made in accordance with the rules dictated by Directive 2006/42/EF on Machinery and based on documentation for compliance with the RoHS Directive (2015/863/EU) and EMC (2014/30/EU).

## **Valve**

If the valve should fail, there is a risk of leak of flammable liquids. To minimize this risk, the valve is designed so that if it fails, the valve closes via gravity. In case of a defect valve that causes leaking of fluid, remove the refill from the dispenser immediately and contact SERUMONY or its authorized dealer for technical support.

## **Sensor**

If the sensor should fail or become dirty, and thus constantly send a signal to the control unit to activate the valve, there is a risk of leak of flammable liquid. To ensure maximum user safety the software is designed so that it delivers only one dose each time the sensor is activated. The sensor must then be deactivated before the control allows dosing again. Clean the sensor with a clean cloth and contact SERUMONY or its authorized dealer for technical support.

## **Electricity**

The machine is designed so that any kind of electricity is shielded and out of the reach of the user, thus all connection between user and electricity is prevented. The system has a maximum voltage of 5V and the machine is supplied with a CE-approved adapter. In case of electrical failure make sure to unplug the device from any power source and contact SERUMONY or its authorized dealer for technical support.

## **Leak of flammable liquids**

The alcohol based disinfectant liquid is a flammable substance, which is why a number of measures have been taken to avoid danger in case of a leak. A high-quality battery has been installed in the device and the interior structure of the machine is designed to carry any liquid leaking out into the device around and away from the electronic components. Further the valve is designed so that it closes by gravity to avoid leaks at malfunction. Should any leak occur, make sure to remove the refill from the machine immediately and contact SERUMONY or its authorized dealer for technical support.

## **Accessories**

- Never use an adapter and USB-C cable if any defects are detected.
- Adapter and USB-C cable are intended for indoor use only.
- Adapter must always be used with an approved cable. Unapproved cables can damage the dispenser and cause damage to persons, animals or property.
- Adapter and USB-C cable must never be covered. Ensure proper ventilation to prevent heat generation.

- Adapter and USB-C cable must never be used in a defective power socket.
- Adapter and USB-C cable must not be used in an environment above 30 degrees Celsius.
- Do not operate the adapter and USB-C cable with wet hands.
- Adapter and USB-C cable must not be operated by children under 3 years of age.

### **Intervention by the operator**

The machine is designed so that intervention by the operator is not necessary at any time during intended use. The operator only has to change the refill and charge the device in connection with daily use. In the event of a fault in the machine, the operator's only task is to switch off the machine on the on/off button minimizing the risk of personal injury. Do not disassemble the unit! This may only be done by SERUMONY or its authorized partner. If the user disassembles the unit, unnecessary risk may occur.

### **LED Light Bulbs**

The LED Light Bulbs can emit strong light. When the machine is used as intended, the user is not exposed to the light directly, as the light from the LED Light bulbs is distributed via a diffuser. In addition, the software is programmed so that the LEDs only light up briefly. In the event of unintentional use where the machine is disassembled and the diodes are directly looked into, there is a risk of eye injury.



## **Damage to components or Refill**

If the operator goes against the instructions of this user guide and gains access to the machine's interior, there is a risk of damaging the machine's internal components. This can lead to incorrect dispensation of liquid and may, worst case in combination with other errors, result in ignition the alcoholic liquid and severe fire and burns of nearby persons or animals.

## **Battery**

A defect battery may overheat and pose a risk when it is in the vicinity of flammable material. To reduce the risk of fire, a high-quality battery has been chosen, which reduces the risk of it becoming defective. In addition, the selected battery is limited to a maximum current of 10 amps which further reduces the risk.

During charging, the dispenser and charger may become hot. This does not affect the life or performance of the dispenser. If the dispenser becomes too hot while charging the battery, do the following:

- Disconnect the dispenser from the power supply.
- Check if the adapter and USB-C cable undamaged - Replace the damaged adapter or USB-C cable with a new Serumony CE approved cable.
- Wait until the dispenser has cooled down and only then start charging again.
- Check the dispenser for any leakage.
- If the problem remains, contact SERUMONY or its authorized partner for support.

# IMPORTANT!

This product contains a non-replaceable lithium-ion battery and should not be disposed of with normal household waste.

Used batteries in the dispenser must be removed from the dispenser. This may only be done by qualified and trained technicians. Ensure proper removal and disposal of the battery according to national guidelines.

To have the battery replaced contact SERUMONY or its authorized partners.

## Refill

Alcohol based disinfectant is a flammable liquid and as such there will always be risk associated with storage and use. The risk of fire is significantly reduced by a mechanical design that minimizes the risk of unintentional dosing and breakage of the refill. Further, the electronics has been designed to reduce the risk of fire. Refills should be stored dry and away from direct sunlight.

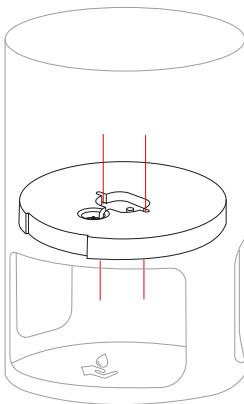
Always handle refills with the proper safety precautions according to the instructions labelled on the Refill.

**Contact SERUMONY or its authorized partners immediately in the event of a leak in the dispenser or refill!**

In case of contact of disinfectant liquid with eyes, rinse gently with water for several minutes. Remove contact lenses if this can be done easily. Continue rinsing.

## Drain

The picture below shows the safety of design made to reducing the risk associated with a defective refill or other leaks. The dispenser is designed with a chamber which collects drained liquid leading it safely around the electronic components via drains shown in the drawing with red lines.



**Note: Failure to follow these safety instructions could result in fire, electric shock, or other injury to persons, animals, or property. Highly flammable liquid and vapor. May cause severe eye irritation. Must be kept out of the reach of children. Keep away from heat, hot surfaces, sparks, open flames and other sources of ignition. No smoking.**

# CLEANING, MAINTENANCE AND SERVICE

To clean all visible and external surfaces, disconnect the power supply and turn off your dispenser. Wipe surfaces with a dry or damp wrung-out cloth.

## Repair and Service

To perform repair and service, have qualified or trained personnel do so. Should any of the following situations occur, contact your supplier or SERUMONY:

- If liquid has been spilled into the electronics housing or unit.
- If objects have fallen into the unit, out of reach.
- If the power supply of the dispenser becomes very hot.
- If the dispenser has been damaged due to a drop or brute force.
- If the dispenser does not follow behave as intended and described by this user guide.

## RECYCLING AND REUSE

As part of the SERUMONY concept, a lifetime warranty is given on the product wear parts and the dispenser is designed so that all components can be replaced.

When done using the SERUMONY dispenser, all components can be recycled or reused. The dispenser can be returned to SERUMONY and we will reuse suitable parts and recycle worn out parts.

- The refill and its label are made of recycled PE plastic must be sorted as recyclable plastic waste.
- The battery must be sent for recycling.
- Plastic components of the refill are made of recycled PE plastic and must be sorted as recyclable plastic waste.
- The metal shell is made from recycled steel and must be sorted as metal waste for recycling.
- All cardboard packing materials are made from recyclable paper materials and must be recycled as such.
- The bag containing the dispenser are made of recycled PE plastic and must be sorted as recyclable plastic waste.

## WARRANTY INFORMATION

Serumony ApS (“SERUMONY”) warrants that SERUMONY’s devices and accessories (“Products”) are free from defects in material and workmanship under normal use and service. A lifetime warranty is provided on the products wear parts (battery excluded) as long as all recommendations for safe use is adhered to.

Serumony ApS  
Kristiansvej 13  
DK-8660 Skanderborg  
Denmark

Email: [info@serumony.com](mailto:info@serumony.com)  
Phone: +45 7210 0061  
Company registration no. DK41386274

## **Warranty Limitations**

The following contain information on limitations and exclusions on the lifetime warranty.

SERUMONY warrant the owners of this product lifetime warranty on wear parts of the product provided that the device and any accessories have been purchased from Serumony or an authorized dealer.

In the event of a defect Serumony or its partners will make an assessment of the extent determining whether the defect is contained by the warranty and if the dispenser can be repaired or have components replaced that can make the dispenser fully functional again or exchange the dispenser for a new original dispenser.

Repair or replacement of components can be performed with new or refurbished components at SERUMONY's discretion. If the product is no longer available in the SERUMONY's range, this will be replaced by a similar product. Any product that has either been repaired or replaced under this limited warranty is covered by those terms.

If the dispenser needs to be shipped to SERUMONY or its partners, the Owner is responsible for safe shipping of the dispenser. SERUMONY bears all costs on returned shipments if it is assessed that the dispenser is justified and subject to the lifetime warranty. SERUMONY will reimburse all shipping costs incurred by the owner in connection with the return shipment. If, on the other hand, the defect is not covered by the warranty, the owner is responsible for covering all and any shipping costs.

This lifetime warranty can be transferred from the original owner to subsequent owners of the product.

Lifetime warranty limitations – what is NOT covered by the warranty:

- Products labeled “DEMO”, “TEST” or similar.
- Dispensers where changes have been made, has been tampered with, has been subject to improper maintenance, has been repaired by an unauthorized person, has been subject to mishandling or where the user manual or other instructions have not been followed correctly.
- There is no lifetime warranty on refills.
- There is no lifetime warranty on the battery unless there is damage to the battery as a result of poor production quality.
- Adapter and USB-C cable are provided with a 5-year warranty from the original date of purchase of the Serumony dispenser.

## **COPYRIGHTS AND TRADEMARKS**

SERUMONY is a registered Trademark. In order to protect SERUMONY's property rights, confidential information and/or trade secrets, this documentation may describe some aspects of SERUMONY technology in generalized terms. All intellectual property rights, as defined below, is directly owned by SERUMONY including but not limited to, accessories, parts, software, pictures, logo, name, drawings, etc. are protected under federal laws, state laws and international treaty provisions. Intellectual property includes, but is not limited to, inventions (patentable or non-patentable), patents, trade secrets, copyright, software, computer programs and related documentation, and other authored works.

You may not copy or otherwise infringe the rights secured by intellectual property. Additionally, it is not permitted to modify the devise, prepare derivatives from reverse engineering, compile, separate or attempt to create source code from software. No transfer to or ownership of intellectual property takes place at purchase. All applicable intellectual property rights must remain with SERUMONY.



# DECLARATION OF COMPLIANCE

## **Manufacturer and responsible for compiling the technical dossier:**

Manufacturer: Serumony ApS

Address:

Kristiansvej 13

DK-8660 Skanderborg

Denmark

## **The undersigned hereby declares that machine type:**

Description: Hand Sanitizer Dispenser

Type No: S22V0001

Series: SHS8660-A00001

## **Manufactured in accordance with the following directives:**

Essential health and safety requirements, Machinery Directive: 2006/42 / EC  
appendix I

Restrictions on the use of certain hazardous substances in electrical and  
electronic equipment (EEE), RoHS: 2015/863 / EU appendix II

Protection requirements and provisions for control measures for equipment that  
may cause electromagnetic interference, EMC: 2014/30 / EU appendix II





# SERUMONY™

---

THIS PRODUCT IS PRODUCED BY

Serumony ApS  
Kristiansvej 13  
DK-8660 Skanderborg, Denmark

+45 7210 0061  
info@serumony.com  
www.serumony.com

